

Supplementary information.

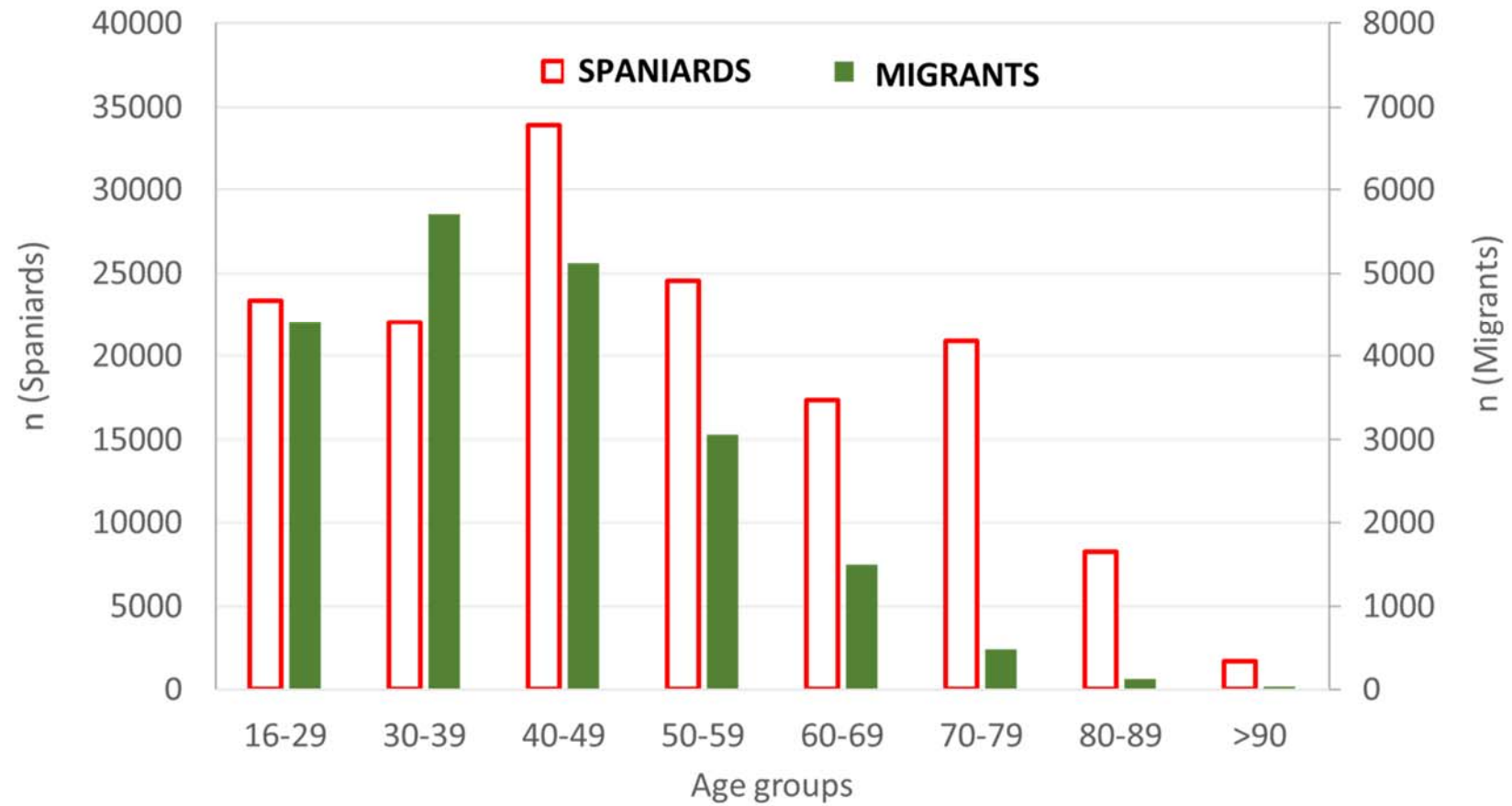
Supplementary Table 1. COVID-19 PCR+ patients at Alcorcón. Accumulated incidence at Alcorcón by representative countries (February-April 2020)

			Europe		Asia	Northern Africa	Latin-America		
	All	Spain	Romania	Ukraine	China	Morocco	Venezuela	Colombia	Peru
Cases (no)	943	856	7	7	2	6	8	19	38
Age (median)	72.0	73.0	42.0	58.0	46.0	70.5	55.0	46.0	52.0
Interquartile range	59-79	62-80	38-55	57-62	44-48	44,7-75	53-67	38-52	38-58
Male (%)	55.0	58.6	57,1	0.0	50.0	66.7	62,5	47.4	47.0
Accumulated Incidence	6.54	6.08	1.51	3.75	2.30	3.18	7.94	16.13	36.05
Poisson Exact 95% confidence interval	6.13-6.98	6.08-6.96	0.61-3.10	1.51-7.73	0.28-8.31	1.17-6.93	3.43-15.65	9.71-25.19	25.51-49.49

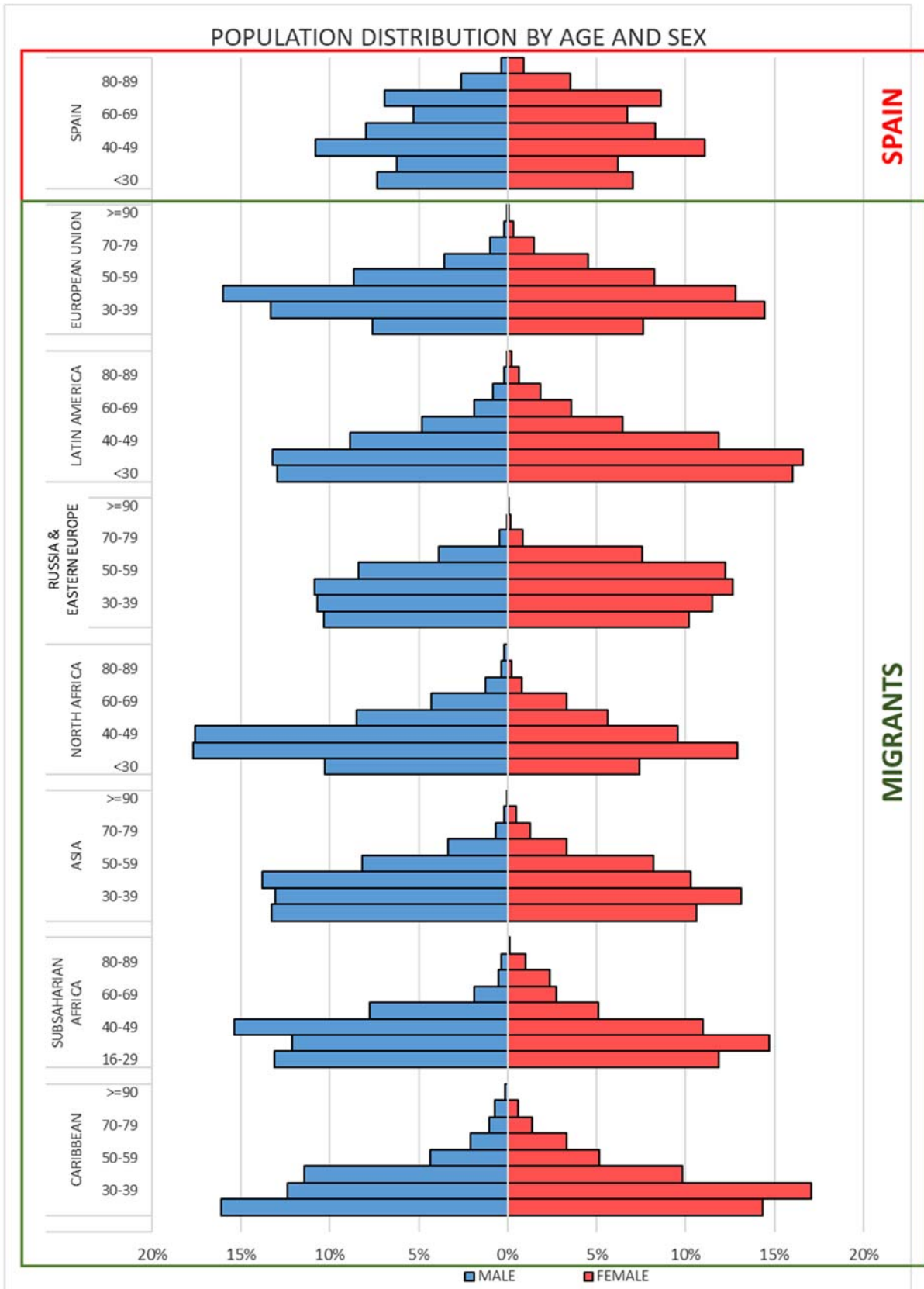
Supplementary Figures .

Supplementary Figure 1.

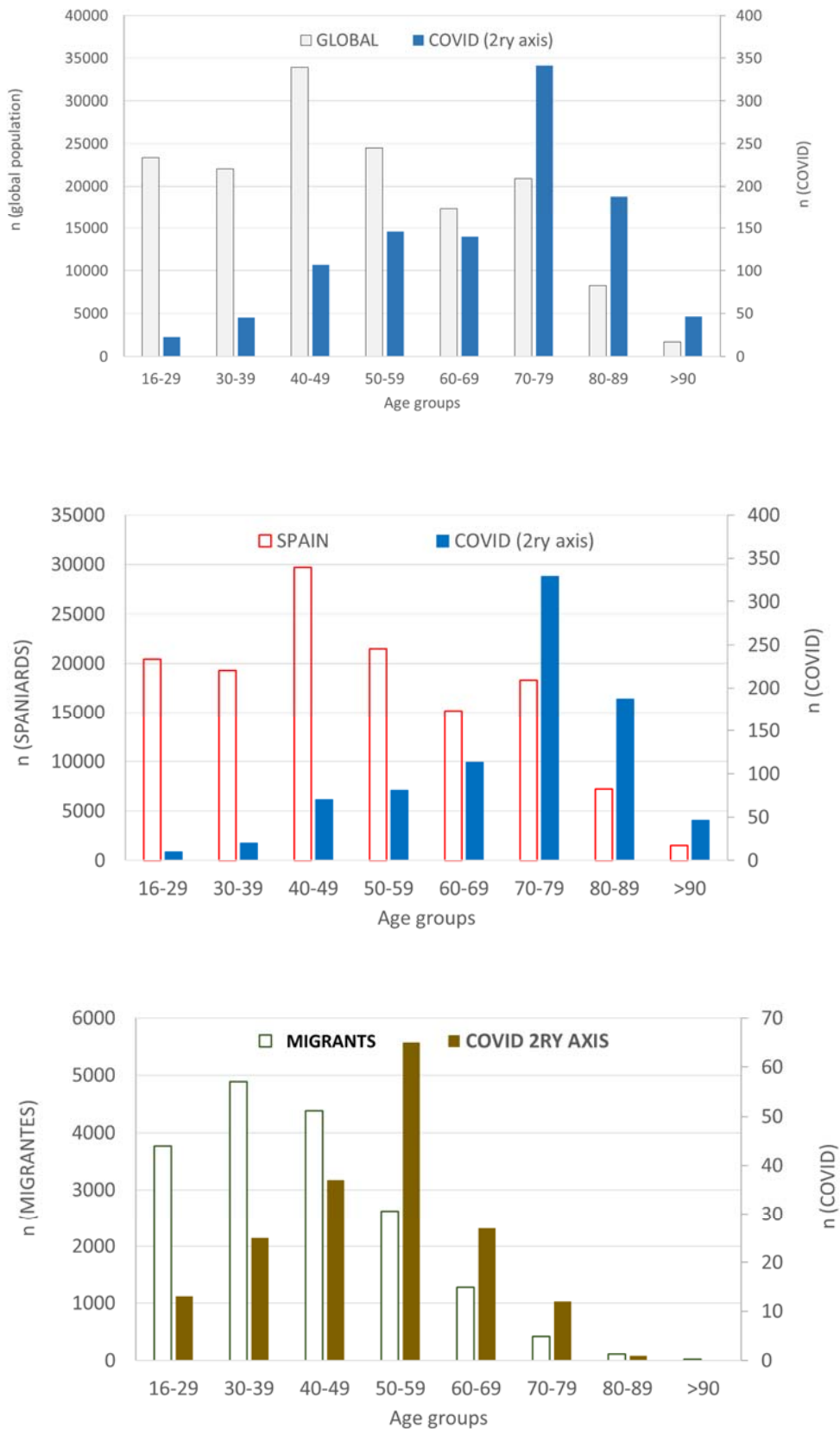
Age group distribution for Spaniards and Migrants residing in Alcorcon



Supplementary Figure 2. Population age pyramids from different regions of the world among residents at Alorcón.



Supplementary Figure 3. Age group distribution of the global population and COVID-19 cases among all inhabitants (upper panel) Spaniards (middle panel) and migrants (lower panel)



Supplementary Figure 4. Exploratory analysis. Crude and age and sex adjusted incidence of PCR-confirmed COVID-19 among Spaniards and migrants from different countries

